

KAKARVITTA MULTIPLE CAMPUS

Mechinagar-6, Jhapa, Koshi Province, Nepal



HEMIS REPORT 2082-083

HIGHER EDUCATION MANAGEMENT INFORMATION SYSTEM

Submitted to:

UNIVERSITY GRANTS COMMISSION

Sanothimi, Bhaktapur, Nepal

Date of Publication: 20th Baishakh 2083

+977 23 566960 / 566470

www.kakarvittacampus.edu.np

contact@kakarvittacampus.edu.np




MESSAGE FROM THE CAMPUS CHIEF AND PRESIDENT

Kakarvitta Multiple Campus (KMC) is built on the pillars of quality, affordability, and accessibility. As a community-based institution affiliated with Tribhuvan University, we are committed to academic excellence, transparent governance, and active community engagement.


This **Education Management Information System (HEMIS) Report for F.Y. 2082/83** is more than just a collection of data. It is a testament to our digital transformation. By moving our academic and administrative records to a web-based system, we have moved toward a future of data-driven growth and absolute transparency. This report highlights our progress, identifies our challenges, and sets a clear path for our institutional development.

We extend our sincere gratitude to the **University Grants Commission (UGC)** for their vision and support in digitalizing higher education in Nepal. We also thank our faculty, staff, students, and the Mechinagar community for their collective effort in making this transition successful.

We remain dedicated to our vision: establishing KMC as a premier center of academic excellence at both the provincial and national levels.



Laxmi Prasad Upreti
Campus Chief



Durga Prasad Sapkota
President, CMC

ACKNOWLEDGEMENTS

The successful implementation of the Higher Education Management Information System (HEMIS) at Kakarvitta Multiple Campus (KMC) marks a significant milestone in our journey toward digital excellence. This achievement reflects our growing strength in embracing technology to enhance both academic transparency and administrative efficiency.

I would like to express my sincere gratitude to everyone who contributed to the success of this initiative.

First and foremost, my heartfelt appreciation goes to the **Chairperson of the University Grants Commission (UGC)** for the continued support and encouragement provided to community campuses. I am equally thankful to the **Digitalization Department at UGC** for their valuable guidance and for providing the framework for the Strengthening Web-based EMIS project.

Special thanks are due to the technical teams and software partners who provided the expertise, continuous training, and leadership required for the installation and integration of our HEMIS. This collaboration has enabled the finalization of our dynamic campus systems, significantly advancing our digital infrastructure.

On behalf of Kakarvitta Multiple Campus, I extend my sincere thanks to our **IT Focal Person, Mr. Sujan Pradhan**, for his tireless dedication to data accuracy and system management. I also thank all teaching and non-teaching staff for their cooperation and commitment during the implementation phase.

Finally, I would like to acknowledge the active support of our Management Committee, students, and all stakeholders. Your enthusiasm and commitment played a key role in making this digital transition truly successful.

Laxmi Prasad Upreti

Campus Chief

Kakarvitta Multiple Campus

ABBREVIATIONS AND ACRONYMS

Acronym	Full Form
B.Ed.	Bachelor of Education
BBS	Bachelor of Business Studies
B.S.	Bikram Sambat (Nepalese Calendar)
CMC	Campus Management Committee
DLI	Disbursement Linked Indicator
EMIS	Education Management Information System
F.Y.	Fiscal Year
GPI	Gender Parity Index
HEMIS	Higher Education Management Information System
ICT	Information and Communication Technology
IDMC	Integrated Data Management Center
KMC	Kakarvitta Multiple Campus
TU	Tribhuvan University
UGC	University Grants Commission
ERP	Enterprise Resource Planning
NPR	Nepalese Rupee
QAA	Quality Assurance and Accreditation

TABLE OF CONTENTS

Table of Contents

SECTION 1: INTRODUCTION	1
1.1 Background of the Campus	1
1.2 Topographical and Socio-Economic Context	1
1.3 Vision, Mission, and Goals	1
1.4 Institutional Profile and GPS Location.....	2
1.5 Focal Person Detail (HEMIS Coordinator)	2
SECTION 2: CAMPUS LEVEL, FACULTY AND PROGRAM	2
2.1 Affiliation and Level of Study.....	2
2.2 Program Details and Affiliation Dates	2
2.3 Medium of Instruction	3
2.4 Program Objectives.....	3
SECTION 3: STUDENT ENROLLMENT REPORT (2082/83)	3
3.1 Student Enrollment/Registration Detail Report By F.Y/Batch.....	3
3.2: Total Number of Students by Faculty and Gender	4
3.3: Total Number of Students by Faculty and Ethnicity	4
3.4: Total Number of Students by Level and Gender	5
3.5: Total Number of Students by Program and Gender	5
3.6: Total Number of Students by Program, Ethnicity, and Gender	6
3.7: Total Number of Students by District, Ethnicity, and Gender	7
3.8: Total Number of Students by Province, Ethnicity, and Gender	8
3.9: Total Number of Students by Faculty, Level, Program, and Local Level.....	9
SECTION 4: PASS RATE	10
SECTION 5: GRADUATES	11
5.1: Total Graduates by Program, Ethnicity, and Gender (2080/81)	11
Section 6: Gender Parity Index (GPI)	12
6.1: Gender Parity Index (GPI) by Faculty and Program	12
SECTION 7: PUBLIC FINANCING & FINANCIAL STATUS.....	13
7.1: Sources of Income (Revenue Generation)	13
7.2: Analysis of Expenditures (Operating & Capital).....	14

7.3: Financial Summary.....	15
7.4: Deep Factual Analysis Strategic Developmental Deficit:	15
SECTION 8: TEACHERS AND STAFF PROFILE	15
8.1: Total Number of Teachers and Staff by Ethnicity and Gender	16
8.2: Total Number of Teachers and Staff by Position, Job Type, and Gender	16
8.3: Teachers and Staff Detail Information.....	17
SECTION 9: STUDENT-TEACHER RATIO	20
9.1: Institutional Ratio Calculation	20
9.2: Factual Analysis of the Ratio.....	20
SECTION 10: RECENT TRENDS (ENROLLMENT, GRADUATES, AND FINANCING).....	21
10.1: Trend of Student Enrollment	21
10.2: Graduate Student Trend	22
10.3: Financing Trends.....	23
SECTION 11: ANNEX SUMMARY ENROLLMENT.....	25
11.1: Summary Enrollment by Level	25
11.2: Summary Enrollment by Faculty	25
11.3: Summary Enrollment by Program	25
11.4: Summary Enrollment by Gender.....	26
11.5: Summary Enrollment by Caste / Ethnicity	27
11.6 Student Dropout Statistics (Fiscal Year 2082/083)	28
11.7 Student Enrollment/Registration Detail Report.....	30

SECTION 1: INTRODUCTION

1.1 Background of the Campus

Kakarvitta Multiple Campus (KMC) is a community-based higher education institution located in Mechinagar Municipality–6, Kakarvitta, Jhapa. Established in **2055 B.S.** and affiliated with **Tribhuvan University**, the campus serves as a vital center for academic excellence in the eastern border region of Nepal.

Managed by a dedicated Campus Management Committee, KMC occupies **0-15-19-0 Kattha** of land with physical infrastructure designed to support a modern learning environment. The campus is committed to academic integrity and institutional accountability, offering instruction in both **English and Nepali mediums** with an equal fee structure to ensure equity. Supported by the local community, Mechinagar Municipality, and the UGC, KMC bridges the gap between social backgrounds and quality higher education.

1.2 Topographical and Socio-Economic Context

Mechinagar Municipality, the primary catchment area for the campus, is a significant local level in the Jhapa district, bordered by West Bengal (India) to the East and the Ilam District to the North.

While the municipality is a hub for tourism (hosting sites like Krishna Thumki and Patal Ganga), many areas lack frequent public transport. KMC plays a crucial role in providing local access to education for the diverse population of 111,737 residents. While Brahman and Chhetri communities are dominant, the campus specifically serves the indigenous and marginalized communities in the southern regions, ensuring that higher education is accessible despite geographic and economic barriers.

1.3 Vision, Mission, and Goals

- **Motto:** *“The First Choice of Students for Affordable Quality Education.”*
- **Vision:** To be a leading community-based campus recognized for providing accessible, quality, and employment-oriented higher education.
- **Mission:** To develop competent, disciplined, and socially responsible human resources through inclusive teaching and learning practices.
- **Goal:** To provide technology-friendly and employment-oriented quality education within a peaceful and modern educational environment.
- **Key Objectives:**
 - Produce skilled, ethical graduates at the undergraduate level.
 - Strengthen institutional governance and quality assurance mechanisms.

- Introduce market-oriented academic programs to meet local and national demands.

1.4 Institutional Profile and GPS Location

Particulars	Details
Official Name	Kakarvitta Multiple Campus
Establishment Date	2055 B.S.
Affiliation	Tribhuvan University (TU)
Address	Mechinagar-6, Kakarvitta, Jhapa, Koshi Province
GPS Coordinates	Latitude: 19.0825554
Official Website	https://kakarvittacampus.edu.np
Official Email	contact@kakarvittacampus.edu.np

1.5 Focal Person Detail (HEMIS Coordinator)

Category	Information
Name	Sujan Pradhan
Designation	IT Officer / HEMIS Focal Person
Department	IT Department
Responsibilities	System Integration, Data Synchronization, and Reporting

SECTION 2: CAMPUS LEVEL, FACULTY AND PROGRAM

2.1 Affiliation and Level of Study

Kakarvitta Multiple Campus (KMC) is a **Bachelor's Level** institution. It maintains a formal affiliation with **Tribhuvan University (TU)**, Nepal's premier state university. The campus strictly adheres to the curriculum, examination standards, and academic calendars prescribed by the university.

2.2 Program Details and Affiliation Dates

The campus currently operates two major faculties designed to meet the professional and educational needs of the Mechinagar region. The specific affiliation dates for these programs are as follows:

Table 2.1: Academic Programs and Affiliation Status

S.N.	Faculty	Program	Level	Affiliation Date (B.S.)	Affiliating University
1	Management	BBS	Bachelor	2060-04-29	Tribhuvan University
2	Education	B.Ed.	Bachelor	2064-05-19	Tribhuvan University

2.3 Medium of Instruction

To ensure global competitiveness while remaining locally accessible, KMC offers flexible instruction:

- **BBS Program:** Conducted in both **English and Nepali mediums** (with equal fee structures).
- **B.Ed. Program:** Conducted in **Nepali medium**, with English options for specialized pedagogy subjects.

2.4 Program Objectives

- **Bachelor of Business Studies (BBS):** To produce competent managers and entrepreneurs capable of navigating the global business landscape with ethical values.
- **Bachelor of Education (B.Ed.):** To develop skilled educators and social leaders equipped with modern teaching methodologies and a commitment to community development.

SECTION 3: STUDENT ENROLLMENT REPORT (2082/83)

3.1 Student Enrollment/Registration Detail Report By F.Y/Batch

This section serves as the primary registry of all active students at Kakarvitta Multiple Campus for the current fiscal year. The data is pulled directly from the synchronized HEMIS portal.

Key Highlights:

- **Total Active Enrollment:** 151 Students
- **Academic Session:** 2082/83 (Batch 2025)
- **System Status:** 100% Digitized and Verified

(Note: The full list of 151 names is attached in the Annex (Section 11.7) of this report.)

The enrollment of 151 students represents a stable academic community. By maintaining this data in a web-based HEMIS, KMC ensures that every student’s academic lifecycle is traceable, from registration to graduation, fulfilling the UGC’s requirement for institutional transparency.

3.2: Total Number of Students by Faculty and Gender

The table below illustrates the distribution of students across the two functional faculties at KMC, categorized by gender.

Key Highlights:

- **Total Female Students:** 84
- **Total Male Students:** 67
- **Gender Parity Index (GPI):** 1.25 (Favoring females)

S.N.	Level	Faculty	Program	Male	Female	Total
1	Bachelor	Management	BBS	57	51	108
2	Bachelor	Education	B.Ed.	10	33	43
Total			Grand Total	67	84	151

The data reveals a strong female participation rate of **55.6%**. This indicates that KMC is a safe and preferred choice for female students in the Mechinagar area. The high GPI of 1.25 demonstrates the campus's success in promoting social inclusion and gender equity in higher education.

3.3: Total Number of Students by Faculty and Ethnicity

The table below breaks down the active student enrollment by caste and ethnicity across the two faculties.

Key Highlights:

- **Majority Represented Group:** Adibasi / Janajati (61 students)
- **Second Largest Group:** Brahaman (46 students)
- **Social Diversity:** Significant representation from Dalit and Chhetri communities.

S.N.	Faculty	Brahaman	Chhetri	Dalit	Adibasi / Janajati	Madhesi	Muslim	Others	Total
1	Management	40	25	5	36	0	1	1	108
2	Education	6	9	2	25	0	0	1	43
	Grand Total	46	34	7	61	0	1	2	151

KMC serves a diverse ethnic population. The **Janajati** group constitutes **40.4%** of the student body, highlighting the campus’s critical role in providing higher education access to indigenous communities in Koshi Province.

3.4: Total Number of Students by Level and Gender

This section confirms the enrollment concentration at the undergraduate level.

Key Highlights:

- **Primary Level:** Bachelor’s Degree
- **Student Concentration:** 100% Undergraduate
- **Gender Balance:** Maintained at the institutional level.

<i>S.N.</i>	<i>Level</i>	<i>Male</i>	<i>Female</i>	<i>Total</i>
1	<i>Bachelor</i>	<i>67</i>	<i>84</i>	<i>151</i>
	Grand Total	67	84	151

Kakarvitta Multiple Campus currently operates exclusively at the Bachelor level. Out of the 151 active students, the female count (84) is noticeably higher than the male count (67), showing that our campus is a highly preferred and safe choice for women seeking higher education.

3.5: Total Number of Students by Program and Gender

This table provides a specific look at the popularity of academic programs by gender.

Key Highlights:

- **Largest Program:** BBS (108 Students)
- **Education Focus:** B.Ed. (43 Students)
- **Female Choice:** B.Ed. program is 77% female.

<i>S.N.</i>	<i>Program</i>	<i>Male</i>	<i>Female</i>	<i>Total</i>
1	Bachelor of Business Studies (BBS)	57	51	108
2	Bachelor of Education (B.Ed.)	10	33	43
	Grand Total	67	84	151

The BBS program has a very healthy, almost equal gender balance with 57 males and 51 females. In contrast, the B.Ed. program is overwhelmingly female, with 33 women compared to just 10 men. This is a common national trend in education faculties, as more women pursue teaching degrees.

3.6: Total Number of Students by Program, Ethnicity, and Gender

Key Findings:

- **Largest Demographic:** Janajati Females in B.Ed. (20 students).
- **Ethnic Diversity in BBS:** Broad representation across all categories, with near-perfect gender parity among Brahman students (19 M / 21 F).
- **Female Dominance in Education:** The B.Ed. program shows heavily skewed female representation across almost all ethnic groups.

Program	Ethnicity	Male	Female	Total
Bachelor of Business Studies (BBS)	Brahman	19	21	40
	Chhetri	16	9	25
	Dalit	2	3	5
	Adibasi / Janajati	19	17	36
	Muslim	0	1	1
	Others	1	0	1
BBS Sub-Total		57	51	108
Bachelor of Education (B.Ed.)	Brahman	1	5	6
	Chhetri	2	7	9
	Dalit	1	1	2
	Adibasi / Janajati	5	20	25
	Others	1	0	1
B.Ed Sub-Total		10	33	43
Combined Total (Both Programs)	Brahman	20	26	46
	Chhetri	18	16	34
	Dalit	3	4	7
	Adibasi / Janajati	24	37	61
	Muslim	0	1	1
	Others	2	0	2
CAMPUS GRAND TOTAL		67	84	151

When we break down the numbers, clear intersectional trends appear. In the BBS program, the Brahman group maintains near-perfect gender parity (19 Males vs. 21 Females), while the Chhetri group skews male (16 Males vs. 9 Females). In contrast, the B.Ed. program is overwhelmingly female across all ethnicities, most notably with 20 out of 25 Adibasi/Janajati students being female. Overall, across both programs, female students (84) consistently outnumber male students (67), cementing KMC's status as a highly inclusive institution for women.

3.7: Total Number of Students by District, Ethnicity, and Gender

Key Findings:

- **Home District Dominance:** Jhapa district contributes 134 students, representing 88.7% of the total active enrollment.
- **Regional Reach:** The campus draws 17 students from 8 different neighboring districts across Koshi Province.
- **Ethnic Concentration:** Adibasi/Janajati is the largest ethnic group in Jhapa (49 students), reflecting the local demographic composition of the catchment area.

District	Ethnicity	Male	Female	Total
Jhapa	Brahman	19	25	44
	Chhetri	17	15	32
	Dalit	2	4	6
	Adibasi / Janajati	20	29	49
	Muslim	0	1	1
	Others	2	0	2
<i>Jhapa Subtotal</i>		60	74	134
Ilam	Brahman	1	0	1
	Adibasi / Janajati	1	2	3
<i>Ilam Subtotal</i>		2	2	4
Khotang	Chhetri (F) / Janajati (F)	0	2	2
Okhaldhunga	Adibasi / Janajati	1	0	1
Panchthar	Brahman (F) / Dalit (M)	1	1	2
Sunsari	Adibasi / Janajati	0	3	3

Taplejung	Adibasi / Janajati	0	1	1
Udayapur	Adibasi / Janajati	1	0	1
Bhojpur	Others	1	0	1
<i>Other Districts Subtotal</i>		4	7	11
CAMPUS GRAND TOTAL		67	84	151

The vast majority of our students (88.7%) come from our home district of Jhapa, showing that Kakarvitta Multiple Campus is successfully fulfilling its mandate as a community-based institution. Within Jhapa, the data reveals a highly distributed ethnic reach, with the Adibasi/Janajati community forming the largest student segment (49 students). The campus also acts as a regional educational hub, attracting small but vital numbers of students from 8 neighboring districts—including hill districts like Panchthar, Taplejung, and Okhaldhunga—proving that KMC's reputation for accessible education is spreading across the Koshi Province.

3.8: Total Number of Students by Province, Ethnicity, and Gender

Key Findings:

- **100% Provincial Representation:** The entire active student body (151 students) originates from Koshi Province, confirming the campus's role as a key provincial educational institution.
- **Dominant Demographics:** Adibasi/Janajati (61) and Brahman (46) are the two largest utilizing groups, together making up over 70% of the total enrollment.
- **Gender Spread:** Females outnumber males across almost all ethnic categories, contributing to the high institutional GPI of 1.25.

Province	Ethnicity	Male	Female	Total
Koshi Pradesh	Brahman	20	26	46
	Chhetri	18	16	34
	Dalit	3	4	7
	Adibasi / Janajati	24	37	61
	Muslim	0	1	1
	Others	2	0	2
Koshi Province Total		67	84	151

Grand Total		67	84	151
--------------------	--	-----------	-----------	------------

As expected, 100% of our active student body originates from Koshi Province. Within the province, the ethnic breakdown highlights the campus's critical role in serving indigenous communities, with the Adibasi/Janajati group forming the largest segment (61 students). The detailed gender split shows a strong female presence across all ethnicities, most notably among the Adibasi/Janajati (37 females) and Brahman (26 females) communities. This data validates that KMC is successfully breaking both geographic and gender barriers to higher education within the Koshi Province.

3.9: Total Number of Students by Faculty, Level, Program, and Local Level

The final table identifies the specific catchment areas within the local municipalities.

Key Highlights:

- **Local Municipality:** Mechinagar (132 Students)
- **Concentration:** 87.4% of students are local residents.
- **Commuter Reach:** 19 students from surrounding rural municipalities.

S.N.	Local Level / Municipality	Management (BBS)	Education (B.Ed.)	Total
1	Mechinagar	97	35	132
2	Itahari	2	0	2
3	Rong	0	2	2
4	Kepilasgadhi	1	1	2
5	Barahachhetra	1	0	1
6	Ilam	0	1	1
7	Kankai	1	0	1
8	Phidim	1	0	1
9	Mai Jogmai	1	0	1
10	Jhapa	1	0	1
11	Sakela	0	1	1
12	Khiji Demba	1	0	1
13	Hilichang	0	1	1

14	Kummayak	0	1	1
15	Pathibhara Yangwarak	1	0	1
16	Limchungbung	1	0	1
17	Arun	1	0	1
	Grand Total	108	43	151

This detailed breakdown proves that Kakarvitta Multiple Campus is the lifeblood of Mechinagar, with 132 out of 151 active students calling this municipality home. While a few students commute from neighboring cities like Itahari or rural municipalities like Rong and Kepilasgadhi, our primary duty and impact remain highly localized.

SECTION 4: PASS RATE

Key Findings:

- **Aggregate Pass Rate:** The institutional aggregate pass rate stands at 9.32%.
- **Management (BBS):** Out of 129 students who appeared, 12 passed (9.30%), with male students slightly outperforming female students in absolute numbers (7 Males vs. 5 Females).
- **Education (B.Ed.):** Out of 32 students who appeared, 3 passed (9.38%), with female students outperforming males (2 Females vs. 1 Male).
- **Absolute Success:** Despite the low percentage ratio, a total of 15 students successfully cleared their respective university examinations.

Faculty	Level	Total Appeared	Pass (Male)	Pass (Female)	Total Passed	Pass Rate (%)
Management	Bachelor	129	7	5	12	9.30%
Education	Bachelor	32	1	2	3	9.38%
Grand Total		161	8	7	15	9.32%

While the aggregate pass rate appears exceptionally low at 9.32%, this figure requires critical contextualization inherent to the Tribhuvan University examination system for community campuses. The "Total Appeared" pool (161 students) does not represent a single cohort; rather, it aggregates students across multiple academic years (1st year, 2nd year, 3rd/4th year) as well as students attempting to clear backlog subjects from previous years.

When hundreds of students across different academic stages are grouped into a single examination appearance pool, the total denominator becomes artificially inflated, thereby

driving the percentage of successful candidates down significantly. For example, the 129 students appearing for BBS likely include a large volume of first and second-year students who are still progressing through their multi-year academic lifecycle.

Despite this mathematical distortion, the absolute number of 15 successful candidates represents tangible academic progress. The data also shows that female students maintained a strong completion presence (7 out of 15), reinforcing the campus's supportive environment for female learners. For future HEMIS reporting cycles, it is recommended that the campus segregates the "Appeared" and "Passed" data strictly by individual batch/year (e.g., 2080 Batch appearing for 3rd year exams) to provide a more accurate and fair reflection of the actual cohort-wise pass rate.

SECTION 5: GRADUATES

Based on the updated ERP data for the **2080/081** fiscal year, this section provides a detailed analysis of successful degree completions at Kakarvitta Multiple Campus.

5.1: Total Graduates by Program, Ethnicity, and Gender (2080/81)

Key Findings:

- **Total Graduates:** 35 students (11 Males, 24 Females).
- **Ethnic Representation:** The Brahman community represents the largest segment of graduates with 14 successful candidates (40%), followed closely by the Adibasi/Janajati community with 12 graduates (34.3%).
- **Female Dominance:** Female graduates (24) significantly outnumber male graduates (11), maintaining a highly positive completion rate consistent with their high enrollment numbers.

Faculty	Program	Ethnicity	Male	Female	Total
Management	B.B.S.	Brahman	2	10	12
		Chhetri	3	2	5
		Adibasi / Janajati	3	6	9
		Dalit	0	1	1
		B.B.S. Sub-Total	8	19	27
Education	B.Ed.	Brahman	1	1	2
		Chhetri	0	2	2
		Adibasi / Janajati	2	1	3

		Dalit	0	1	1
	B.Ed. Sub-Total		3	5	8
GRAND TOTAL			11	24	35
	<i>Combined Ethnic Totals</i>	<i>Brahaman</i>	3	11	14
		<i>Chhetri</i>	3	4	7
		<i>Adibasi / Janajati</i>	5	7	12
		<i>Dalit</i>	0	2	2

Analysis: The graduation data for the 2080/081 cycle highlights a strong academic output, particularly among female students who accounted for 68.6% of the total graduating class. A detailed ethnic breakdown reveals that the Brahaman community had the highest absolute number of graduates (14), driven heavily by a remarkable 10 female graduates in the BBS program. The Adibasi/Janajati community also showed strong completion rates, contributing 12 graduates (with 7 being female). The B.Ed. program, while smaller in volume (8 graduates), maintained a predominantly female composition (5 females), reinforcing the campus's role in developing female educators for the region. Overall, the data proves that KMC is effectively supporting both Brahaman and indigenous communities through to degree completion.

Section 6: Gender Parity Index (GPI)

The Gender Parity Index (GPI) is a socio-economic index used to measure the relative access to education of males and females. At Kakarvitta Multiple Campus, the GPI is calculated by dividing the number of female students by the number of male students across different faculties and programs.

Calculation Methodology

The GPI is calculated using the total enrollment data for the current fiscal year:

$$GPI = \frac{\text{Total Number of Female Students}}{\text{Total Number of Male Students}}$$

6.1: Gender Parity Index (GPI) by Faculty and Program

Key Findings:

- **Campus-Wide GPI:** 1.25 (Favoring Females)
- **Education Faculty GPI:** 3.30 (Significant Female Dominance)
- **Management Faculty GPI:** 0.89 (Near Parity)

- **Graduate GPI (2080/81): 2.18 (High Success Rate for Females)**

Faculty	Male Students	Female Students	Total	GPI
Management (BBS)	57	51	108	0.89
Education (B.Ed.)	10	33	43	3.30
Total Enrollment	67	84	151	1.25

The institutional GPI of 1.25 signifies a progressive shift toward female empowerment in higher education within the Mechinagar catchment area. By exceeding the parity benchmark of 1.0, KMC demonstrates that its campus environment is highly conducive to female academic pursuits, directly aligning with Sustainable Development Goal 5 (Gender Equality).

A program-level disaggregation reveals contrasting, yet equally positive, gender dynamics. The Bachelor of Business Studies (BBS) records a GPI of 0.89, indicating near-perfect gender parity. With 51 females enrolled alongside 57 males, KMC is successfully challenging traditional gender norms that typically favor males in business and management streams. Conversely, the Bachelor of Education (B.Ed.) program exhibits a heavily skewed GPI of 3.30. While this extreme disparity reflects the broader national trend of the teaching profession becoming increasingly feminized, it firmly positions KMC as a vital regional pipeline for developing female educators for the Koshi Province school system.

Most notably, the Graduate GPI of 2.18 (from the 2080/81 cycle) reveals a critical qualitative success: female academic retention. The data confirms that not only are females enrolling in larger numbers, but they are completing their degrees at more than twice the rate of their male counterparts (24 female graduates vs. 11 males). For UGC reporting and Quality Assurance (QAA) purposes, this validates KMC's institutional effectiveness in supporting female students through to degree completion, proving that high female enrollment translates into actual educational outcomes.

SECTION 7: PUBLIC FINANCING & FINANCIAL STATUS

This section provides a factual overview of the financial resource mobilization and expenditure patterns of Kakarvitta Multiple Campus based on the most recent completed and audited fiscal year **2081/082**.

7.1: Sources of Income (Revenue Generation)

The campus maintains a diversified income stream, successfully balancing student-generated revenue with substantial support from federal, provincial, and local government bodies.

Key Findings:

- **Total Annual Income:** NPR 13,450,538.22.
- **Student Contribution:** NPR 7,397,095 (forming 55% of total income).
- **Public/Government Grants:** A total of NPR 3,007,369 mobilized from state authorities.
- **Local Support:** Significant contribution of NPR 740,000 from Mechinagar Municipality.

Category	Source of Income	Amount (NPR)
Academic Revenue	Student Revenue/Fees	7,397,095
Federal Support	UGC Grants (Regular)	1,867,370
Provincial Support	Koshi Province Grant	3,99,999
Local Support	Mechinagar Municipality	740,000
Other Sources	NMC & Miscellaneous	3,046,074.22
Grand Total		13,450,538.22

7.2: Analysis of Expenditures (Operating & Capital)

Expenditure patterns reflect a prioritization of human resources and the modernization of physical and digital infrastructure.

Key Findings:

- **Staff Investment:** NPR 7,346,035 dedicated to salary payments.
- **Academic Resources:** NPR 3,342,400.14 invested in teaching materials, library, and software.
- **Physical Growth:** NPR 2,967,953 invested in land, construction, furniture, and equipment.

Expenditure Category	Specific Item	Amount (NPR)
Operating Costs	Salary & Wages	7,346,035
	Teaching Materials & Library	3,321,351.14
	Software & Other Operating	21,049.00
	Scholarship & Student Welfare	250,000.00
Capital Expenditure	Land & Construction	1,577,246

	Furniture & Equipment	1,221,207
	Software (HEMIS/IT)	169,500
Total Expenditure		14,077,744.14

7.3: Financial Summary

- **Total Income:** NPR 13,450,538.22.
- **Total Expenditure:** NPR 14,077,744.14.
- **Balance (Deficit):** (NPR -627,205.92).

7.4: Deep Factual Analysis Strategic Developmental Deficit:

The calculated deficit of NPR 627,205.92 is a "Developmental Deficit" rather than an operational one. Factual data shows that the campus invested NPR 2,967,953 into Capital Expenditures. This indicates that the institution utilized its cash reserves to fund long-term physical and digital infrastructure upgrades that exceeded the current year's revenue.

Operational Health and Sustainability: Factually, the campus remains operationally healthy. The Operating Costs total NPR 11,088,742.14. Since the Total Income is NPR 13,450,538.22, the campus generated an Operating Surplus of NPR 2,361,796.08. This surplus ensures that the core academic activities are fully self-sustaining.

Human Resource and Modernization Focus: A significant 54.6% of the annual budget is dedicated to staff salaries. Additionally, the allocation of NPR 169,500 for software directly supports the transition to a modern, digital HEMIS platform.

Financial Discipline and Transparency: Despite the heavy investment in growth, the institution maintains clear financial discipline. All operations are managed through Rastriya Baniya Bank, a state-owned commercial bank, ensuring a transparent audit trail.

SECTION 8: TEACHERS AND STAFF PROFILE

Based strictly on the provided ERP reports (Employee Details, Job Types, and Ethnicity), the campus maintains a total workforce of **30 personnel**. This section provides a detailed breakdown of the institutional human resources, categorized into academic and administrative wings to ensure operational clarity.

8.1: Total Number of Teachers and Staff by Ethnicity and Gender

Key Findings:

- **Total Workforce Gender Balance:** 26 Males and 4 Females.
- **Teaching Faculty (22 total):** 19 Males and 3 Females.
- **Non-Teaching Staff (8 total):** 7 Males and 1 Female.
- **Ethnic Representation:** The staff is predominantly from the Chhetri (13) and Brahaman (12) communities, with additional representation from Adibasi/Janajati (4) and Dalit (1) groups.

Category	Ethnicity	Male	Female	Total
Teaching	Brahaman	9	2	11
	Chhetri	9	0	9
	Adibasi / Janajati	1	1	2
Sub-Total (Teaching)		19	3	22
Non-Teaching	Brahaman	1	0	1
	Chhetri	4	0	4
	Adibasi / Janajati	2	0	2
	Dalit	0	1	1
Sub-Total (Non-Teaching)		7	1	8
GRAND TOTAL		26	4	30

8.2: Total Number of Teachers and Staff by Position, Job Type, and Gender

Key Findings:

- **Contractual Reality:** Out of 30 staff members, the ERP system registers only **7 (23.3%)** as "Permanent" under UGC standards, while the remaining **23 (76.7%)** are categorized as "Temporary".
- **Teaching Flexibility:** 100% of Assistant Lecturers (15) are on Temporary contracts.
- **Gender Composition:** 26 Males (86.7%) and 4 Females (13.3%). All 4 female staff members are concentrated within the teaching faculty.

Position	Permanent	Temporary	Male	Female	Total
Campus Chief	1	0	1	0	1
Asst. Campus Chief	1	0	1	0	1
Program Coordinator	1	1	2	0	2
Senior Lecturer	3	0	3	0	3
Assistant Lecturer	0	15	12	3	15
Account Officer	0	1	1	0	1
IT Officer	0	1	1	0	1
Senior Assistant	1	1	2	0	2
Support Staff (Others)	0	4	3	1	4
Grand Total	7	23	26	4	30

Analysis: The raw ERP data reveals a highly contractual workforce structure, with 76.7% of staff currently holding Temporary UGC job types. Ethnically, the campus has a fairly balanced representation between Brahman (12) and Chhetri (13) communities, with a healthy 4 members from the Adibasi/Janajati community.

8.3: Teachers and Staff Detail Information

- **Educational Qualifications:** The teaching faculty is highly qualified, with **22 members** holding a Master’s degree and **1 member** holding an M.Phil.
- **Administrative Support:** Non-teaching staff qualifications range from School level to Master’s degrees, covering technical, accounting, and library leadership.
- **Institutional Tenure:** Appointment dates range from as early as **2055-04-17** to recent additions in **2082-07-12**, showing a blend of veteran experience and new faculty growth.

Teachers Detail Information

S. No.	Full Name	Portfolio	Part/ Full	Qualification	Date of Appointment
1	Laxmi Parsad Upreti	Senior Lecturer / Campus Chief	Full Time	MBA, BL.	2055/04/17
2	Basu Dev Koirala	Senior Lecturer / Ass. Campus Chief	Full Time	MBS, B.Ed.	2064/08/01

3	Hem Kumar Khadka	Senior Lecturer / BED Program Head	Full Time	M.A., B.Ed.	2055/04/17
4	Durga Bahadur Luitel	Lecturer / BBS Program Head	Full Time	MBS, B.Ed.	2073/04/28
5	Chakra Bahadur Baniya	Senior Lecturer	Full Time	M.A., B.Ed.	2060/08/03
6	Bishnu Gautam	Senior Lecturer	Full Time	M.A., B.Ed.	2064/08/01
7	Lambodar Poudel	Senior Lecturer	Full Time	M.A., B.Ed.	2068/01/14
8	Jamuna Dhungana	Assistant Lecturer	Full Time	M.Ed.	2074/08/01
9	Sunita Timsina	Assistant Lecturer	Full Time	M.A., B.Ed.	2078/05/02
10	Puspa Prasad Poudel	Assistant Lecturer	Full Time	M. Sc.	2080/05/19
11	Yubraj Dahal	Assistant Lecturer	Full Time	M.B.S., B.Ed.	2078/10/13
12	Kalpana Mahat Gautam	Assistant Lecturer	Full Time	M.A., B.Ed.	2078/05/02
13	Yagya Prasad Dahal	Assistant Lecturer	Full Time	M.Phil, English	2081/11/11
14	Mani Kumar Limbu	Assistant Lecturer	Full Time	M.B.S, M.A, B.Ed.	2081/04/06
15	Ramesh Niroula	Assistant Lecturer	Part Time	M.A., B.Ed.	2067/10/04
16	Falguni Dahal	Assistant Lecturer	Part Time	MBS, BEd.	2061/06/11
17	Kuldeep Ghimire	Assistant Lecturer	Part Time	M.Ed.	2064/08/01
18	Subash Adhikari	Assistant Lecturer	Part Time	M.Ed.	2064/08/01

19	Basanta Rai	Assistant Lecturer	Part Time	M.B.S.	2078/10/13
20	Damodar Dhungel	Assistant Lecturer	Part Time	M.Ed.	2081/10/10
21	Ramesh Gautam	Assistant Lecturer	Part Time	M.A.	2080/10/10
22	Nawraj Subedi Jaisee	Assistant Lecturer	Part Time	M.A., B.Ed.	2079/08/06

Staff Structure & Insights A detailed review of the human resource data reveals critical structural realities and operational dynamics at Kakarvitta Multiple Campus:

Academic Delivery Structure: When analyzing the 22-member teaching faculty specifically by workload, the campus maintains a healthy balance. There are 14 Full-Time teachers (64%) who form the academic backbone, ensuring curriculum continuity and student mentorship. Additionally, 8 Part-Time teachers (36%) are utilized to bring specialized expertise and flexible teaching capacity to the Management and Education faculties without overburdening the permanent payroll.

Gender Representation Gap: While the student body boasts a highly progressive Gender Parity Index (GPI) of 1.25 favoring females, the staff composition tells a different story. The workforce is predominantly male, with 26 males (86.6%) compared to only 4 females (13.3%). Furthermore, female representation is limited exclusively to the teaching faculty (3 Assistant Lecturers), with zero female presence in the non-teaching administrative wing. This is a structural gap the campus must address in future recruitment drives to align its workforce demographics with its student inclusivity goals.

Qualifications and Experience: Academically, the teaching faculty is highly proficient, with all 22 members holding Master's degrees, and one member holding an M.Phil. The non-teaching staff possesses a tailored mix of qualifications ranging from basic literacy to Master's degrees (MBS), aptly suited for their specific operational roles (IT, Accounting, Security). Finally, the tenure data shows a healthy blend of veteran educators (serving since 2055 B.S.) and recently appointed fresh talent (2082 B.S.), ensuring that institutional memory is continuously refreshed with new pedagogical perspectives.

Staff Detail Information

S. No.	Full Name	Portfolio	Part/ Full	Qualification	Date of Appointment
1	Bishnu Shrestha	Account Officer	Full Time	M.B.S.	2078/01/05
2	Sujan Pradhan	IT Officer	Full Time	B.C.A.	2078/03/01

3	Sher Bahadur Basnet	Senior Assistant	Full Time	S.L.C.	2056/04/03
4	Krishna Rajbanshi	Senior Assistant	Full Time	B.B.S.	2075/09/01
5	Yadav Prasad Dahal	Gardner	Full Time	GENERAL	2080/05/01
6	Lokendra Bahadur GC	Security Guard	Full Time	GENERAL	2080/04/06
7	Puja Mallik	Cleaning Staff	Full Time	GENERAL	2080/12/01
8	Sarku Man Rai	Driver	Full Time	Literate	2082/07/12

- **Non-Teaching Staff:** The 8 non-teaching staff (Administrative, Finance, Operations) are divided into 4 Permanent and 4 Temporary staff, bringing the total campus workforce to 30 people.

SECTION 9: STUDENT-TEACHER RATIO

This section evaluates the balance between the active student population and the teaching faculty to determine the level of individual attention and academic support available at Kakarvitta Multiple Campus.

9.1: Institutional Ratio Calculation

The ratio is determined by the total number of currently active students against the total teaching staff members engaged by the institution for the 2082/83 cycle.

- **Total Active Students:** 151.
- **Total Teaching Staff:** 22.
- **Student-Teacher Ratio: 7:1** (Approximately 6.86 students per 1 teacher).

9.2: Factual Analysis of the Ratio

Exceptional Individual Attention A student-teacher ratio of **7:1** is significantly lower than the standard requirements for higher education institutions in Nepal. This ratio ensures that every student receives a high degree of personalized mentorship and direct interaction with the faculty. Such a low ratio is a powerful indicator of academic quality, allowing for intensive monitoring of student progress and specialized coaching.

Academic Quality and Mentorship With only 7 students per teacher, the faculty can effectively manage diverse classroom needs and provide detailed feedback on assignments and research. This environment is particularly beneficial for the complex subjects within the Management and Education faculties, where individual guidance is essential for mastering technical concepts and pedagogical skills.

Alignment with Quality Standards This ratio positions Kakarvitta Multiple Campus as a leading community institution in terms of resource allocation. For the University Grants Commission (UGC) and the Quality Assurance and Accreditation (QAA) process, a **7:1 ratio** serves as verified evidence that the campus is exceptionally well-staffed relative to its student body, ensuring a high standard of educational delivery.

Optimized Learning Environment The small group dynamic facilitated by this ratio fosters a more engaging and participatory learning atmosphere. It allows the campus to maintain high academic rigor while ensuring that marginalized or struggling students receive the necessary support to succeed in their university examinations.

SECTION 10: RECENT TRENDS (ENROLLMENT, GRADUATES, AND FINANCING)

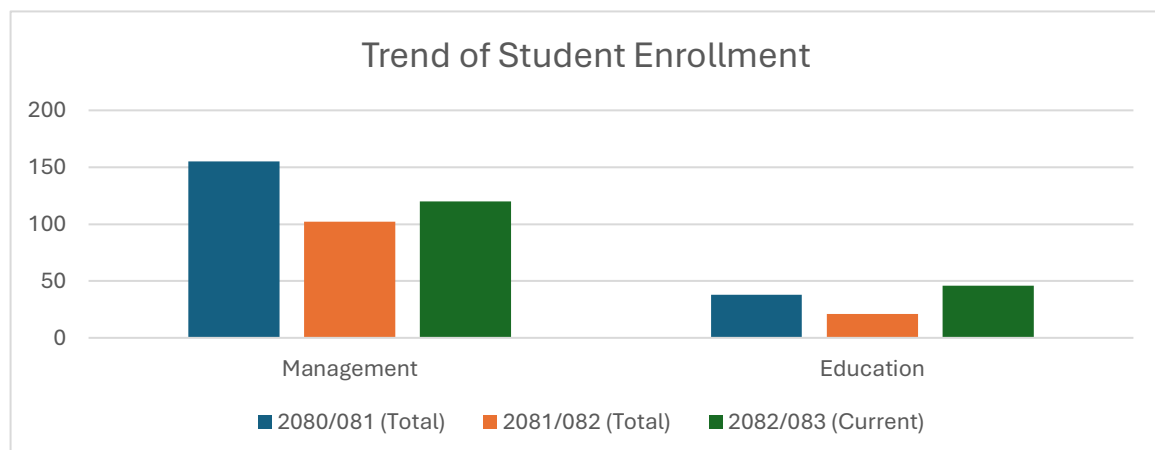
This section provides a comparative analysis of the campus’s performance trends over the recent fiscal cycles, highlighting the institutional sustainability and academic output.

10.1: Trend of Student Enrollment

The enrollment trend at Kakarvitta Multiple Campus over the last three fiscal cycles demonstrates institutional resilience. After a significant dip in the 2081/082 cycle, the campus has shown a strong recovery in the current academic year (**2082/083**), with a **35% increase** in total enrollment.

Enrollment Data Table (2080 - 2083)

Faculty	Program	2080/081 (Total)	2081/082 (Total)	2082/083 (Current)	Three-Year Total
Management	B.B.S	155	102	120	377
Education	B.Ed	38	21	46	105
Grand Total		193	123	166	482



Year-on-Year Growth: Total *enrolled* students increased from 123 in 2081/082 to 166 in 2082/083. It is important to note that "Enrolled" reflects the total annual registration intake, whereas the detailed demographic data in Section 3 reflects the "Active Regular" student count (151) after standard administrative adjustments (such as dropouts or semester freezes). This upward trajectory in enrollment indicates successful student recruitment and a positive community perception.

Education Faculty Surge: The B.Ed. program saw an exceptional growth of 119% in total enrollment this year (increasing from 21 to 46 enrolled students). This suggests a renewed local demand for teacher training and professional education.

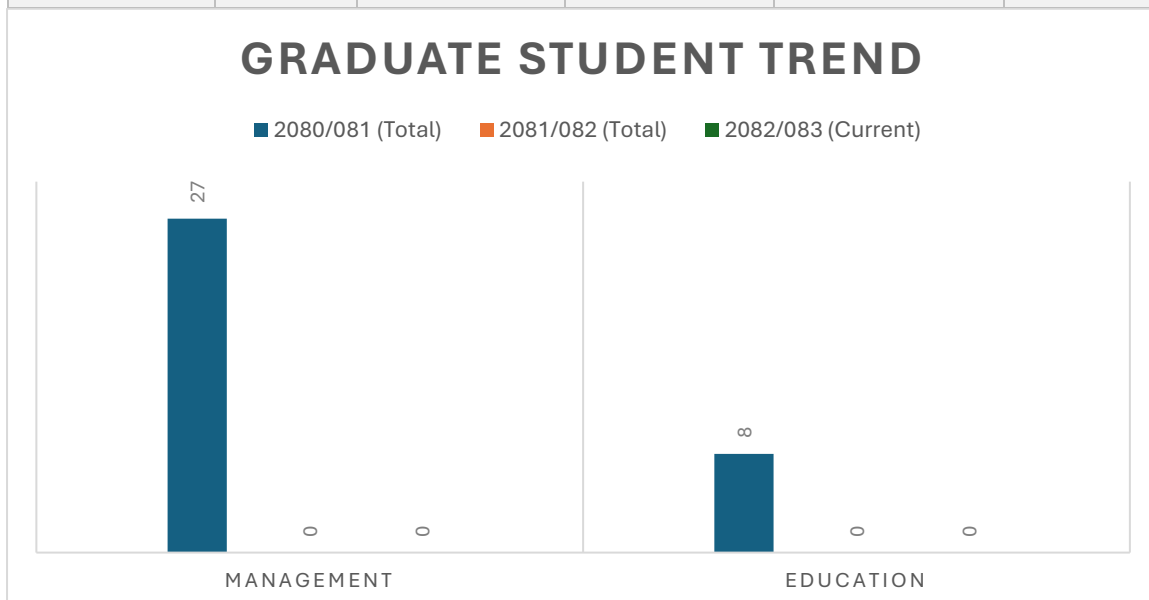
Management Stability: The B.B.S. program remains the largest faculty, contributing 72% of the total current enrolled student body (120 out of 166 students).

10.2: Graduate Student Trend

The graduation trend at Kakarvitta Multiple Campus indicates a period of high academic output in the 2080/081 cycle, providing a strong baseline for the institution's effectiveness in student completion.

Graduate Data Table (2080 - 2083)

Faculty	Program	2080/081 (Total)	2081/082 (Total)	2082/083 (Current)	Total Graduates
Management	B.B.S	27	0	0	27
Education	B.Ed	8	0	0	8
Grand Total		35	0	0	35



Gender Performance Leadership: In the peak graduation year of 2080/081, **female students** significantly outperformed male students in completion rates. Females accounted for **68.5% of total graduates** (24 Females vs. 11 Males).

Program Dominance: The Management faculty (B.B.S.) remains the primary driver of graduation numbers, producing **77%** of the total graduates documented in this cycle.

Education Stream Stability: The B.Ed. program maintained a steady output of 8 graduates in the 2080/081 cycle, with female students making up **62.5%** of that specific group.

Current Cycle Context: The "0" values for 2081/082 and 2082/083 reflect the current status of the university's annual examination cycle. As results from Tribhuvan University are often released in phases, these figures represent the official data currently synced with the ERP system.

10.3: Financing Trends

The financial trajectory of Kakarvitta Multiple Campus across the fiscal years 2079/080, 2080/081, and 2081/082 reflects a period of aggressive infrastructure development funded by a transition from surplus to strategic borrowing/reserve utilization.

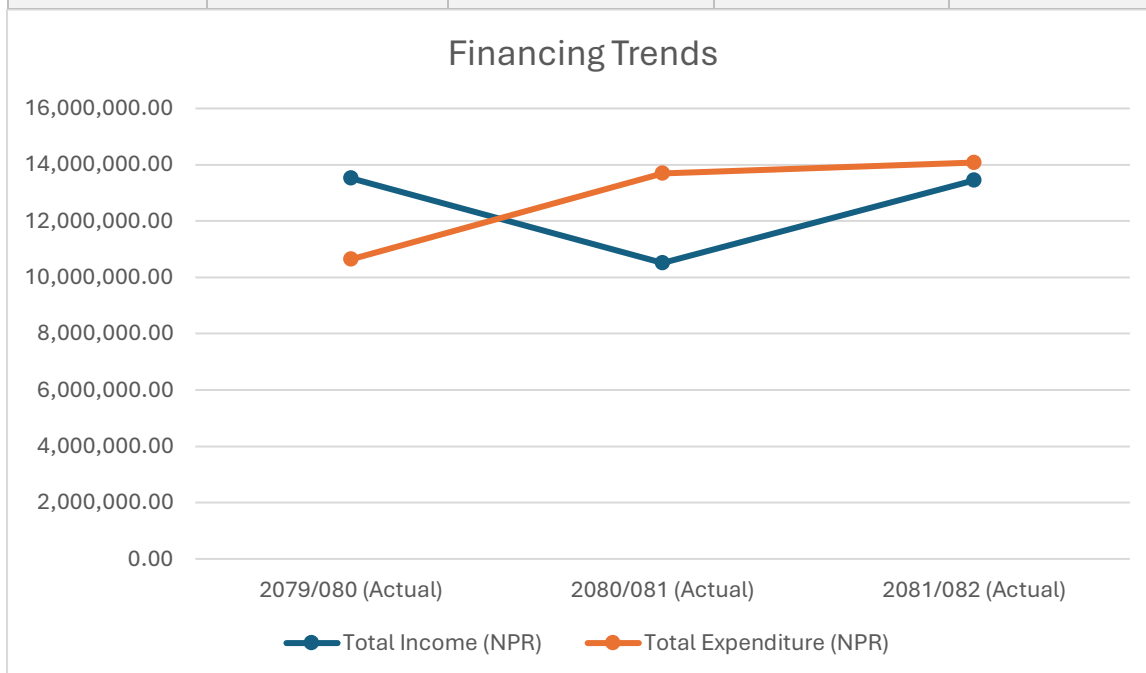
Key Findings:

- **Income Volatility:** Total income fluctuated significantly, dropping from NPR 13.5M (2079/080) to NPR 10.5M (2080/081) before recovering to NPR 13.4M (2081/082). The 2080/081 drop was primarily due to a massive reduction in local "Other Income" and fluctuating municipal grants.
- **Steady Expenditure Growth:** Total expenditure grew consistently year-over-year (NPR 10.6M → NPR 13.6M → NPR 14.0M) due to sustained capital investments.
- **Deficit Management:** The campus experienced its deepest deficit in 2080/081 (-31.7 Lakhs), but successfully narrowed it to -6.2 Lakhs in 2081/082 by aggressively recovering income streams while stabilizing capital costs.

Table: Comparative Financial Overview (2079 - 2082)

Fiscal Year	Total Income (NPR)	Total Expenditure (NPR)	Surplus / (Deficit)	Financial Status
2079/080 (Actual)	13,518,798.15	10,641,617.76	+ 2,877,180.39	Strong Surplus
2080/081 (Actual)	10,511,771.17	13,687,487.27	- (3,175,716.10)	Developmental Deficit

2081/082 (Actual)	13,450,538.22	14,077,744.14	- (627,205.92)	Developmental Deficit
------------------------------	---------------	---------------	----------------	--------------------------



The 2079/080 Baseline: In this year, the campus achieved a strong operational surplus of over NPR 28 Lakhs. This was fueled by high "Other Income" (NPR 11.2 Lakhs) and a massive NPR 29.6 Lakhs grant from Mechinagar Municipality, alongside standard UGC and student fee revenue.

The 2080/081 Crisis & Correction: The following year saw total income plummet by NPR 3 Million. The Mechinagar Municipality grant dropped to just NPR 7.4 Lakhs, and "Other Income" vanished to near zero. However, instead of cutting expenses, the campus aggressively invested NPR 25.3 Lakhs into Capital Expenditure (Land, Equipment, and IT). This combination of lower income and high capital spending resulted in the campus's largest deficit (-31.7 Lakhs).

The 2081/082 Recovery: The most recent fiscal year demonstrates strong financial management. The campus successfully recovered its income back to NPR 13.4 Million by securing higher student fees and regaining local support. While capital spending remained high (NPR 29.8 Lakhs), the campus narrowed the deficit to just NPR 6.2 Lakhs.

Conclusion: The data proves that KMC is not suffering from operational failure (student fees easily cover salaries and teaching materials). Instead, the campus intentionally utilized its 2079/080 surplus reserves to fund a multi-year physical infrastructure modernization plan (construction, IT software, and labs) during 2080/081 and 2081/082.

SECTION 11: ANNEX SUMMARY ENROLLMENT

This section provides the formal detailed breakdown of the **151 active students** at Kakarvitta Multiple Campus for the current cycle.

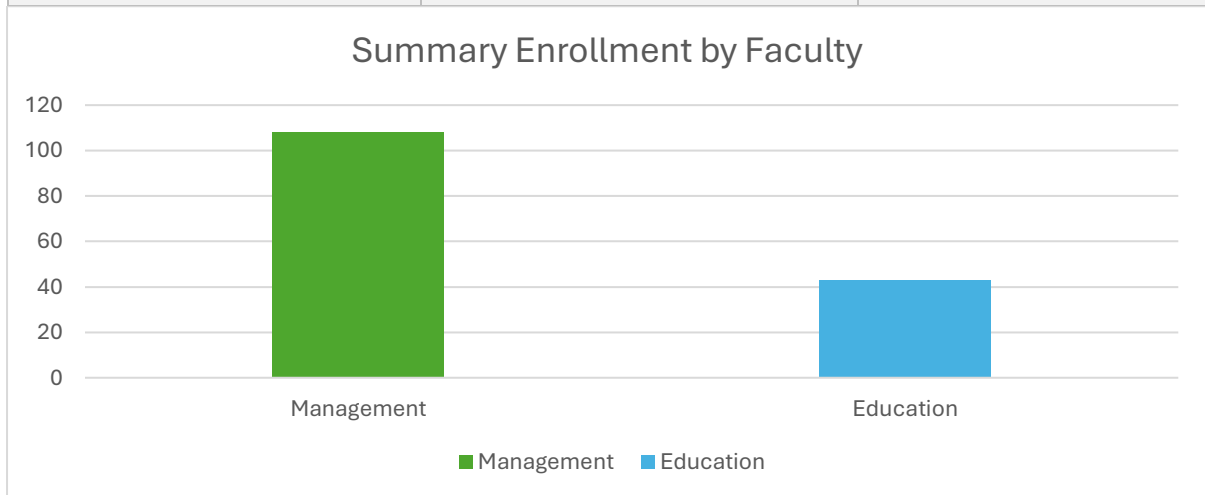
11.1: Summary Enrollment by Level

The institution operates exclusively at the undergraduate level.

Level	Enrollment
Bachelor's	151
Total	151

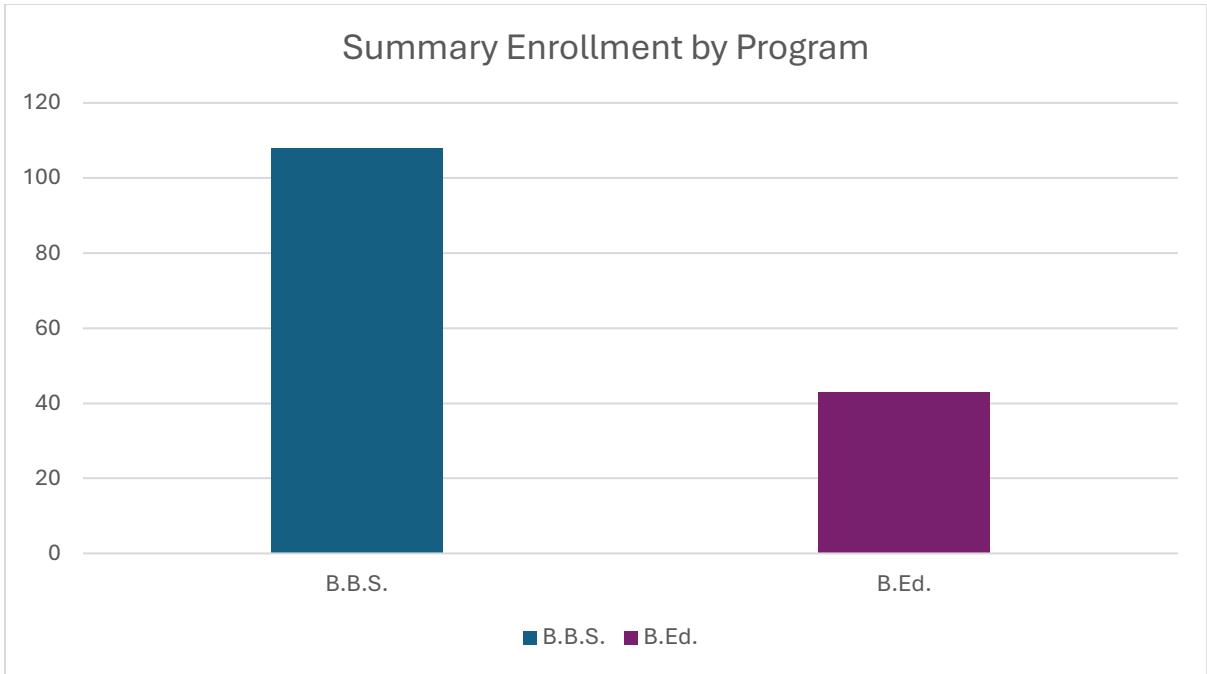
11.2: Summary Enrollment by Faculty

Faculty	Total Students	Percentage
Management	108	71.5%
Education	43	28.5%
Total	151	100%



11.3: Summary Enrollment by Program

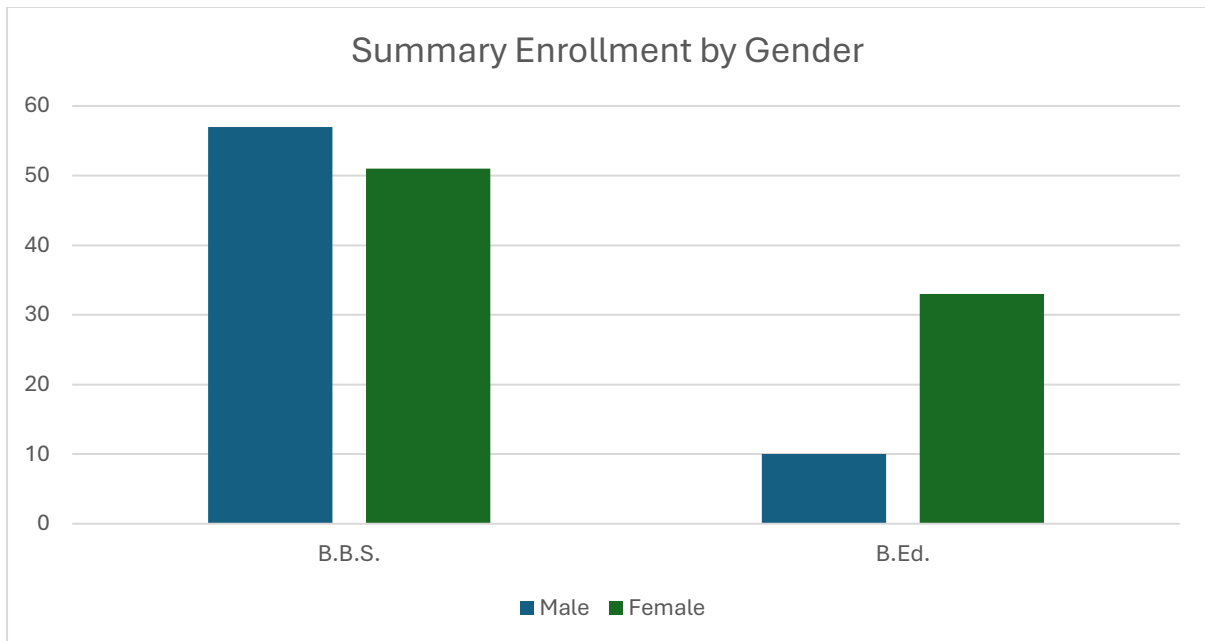
Program	Total Students	Level
B.B.S.	108	Undergraduate
B.Ed.	43	Undergraduate
Total	151	



11.4: Summary Enrollment by Gender

The campus maintains a strong Gender Parity Index, with females making up the majority of the active student body.

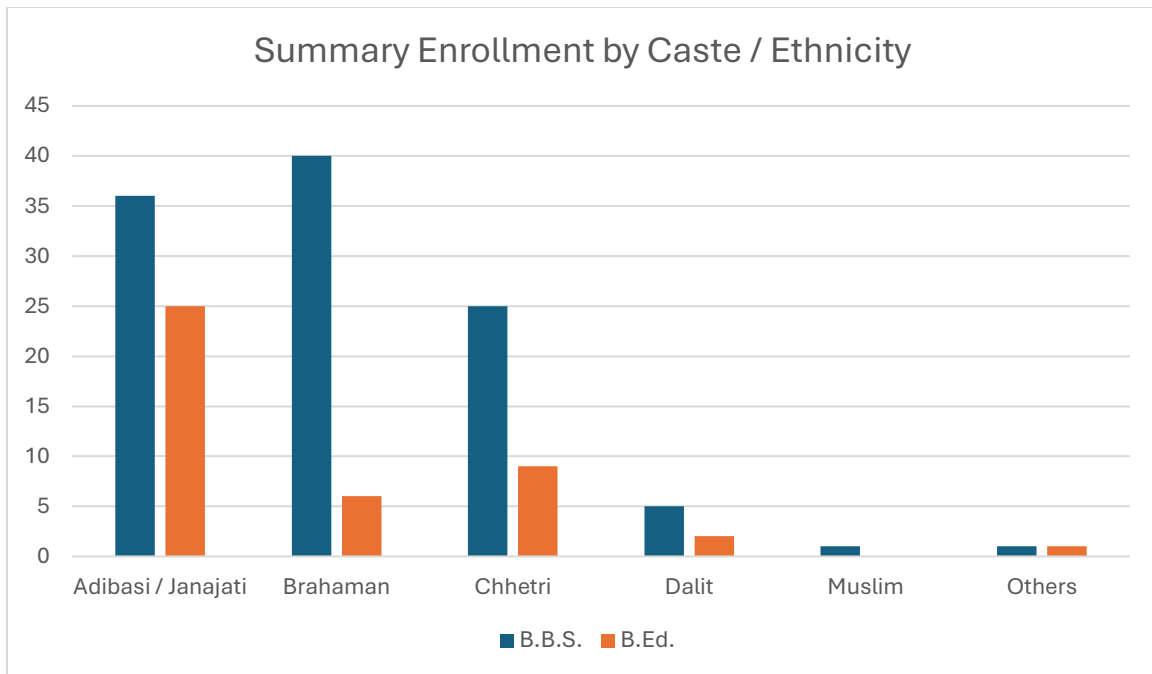
Program	Male	Female	Total
B.B.S.	57	51	108
B.Ed.	10	33	43
Total	67	84	151



11.5: Summary Enrollment by Caste / Ethnicity

The following table details the social diversity of the active 151 students.

Caste / Ethnicity	B.B.S.	B.Ed.	Total
Adibasi / Janajati	36	25	61
Brahaman	40	6	46
Chhetri	25	9	34
Dalit	5	2	7
Muslim	1	0	1
Others	1	1	2
Total	108	43	151

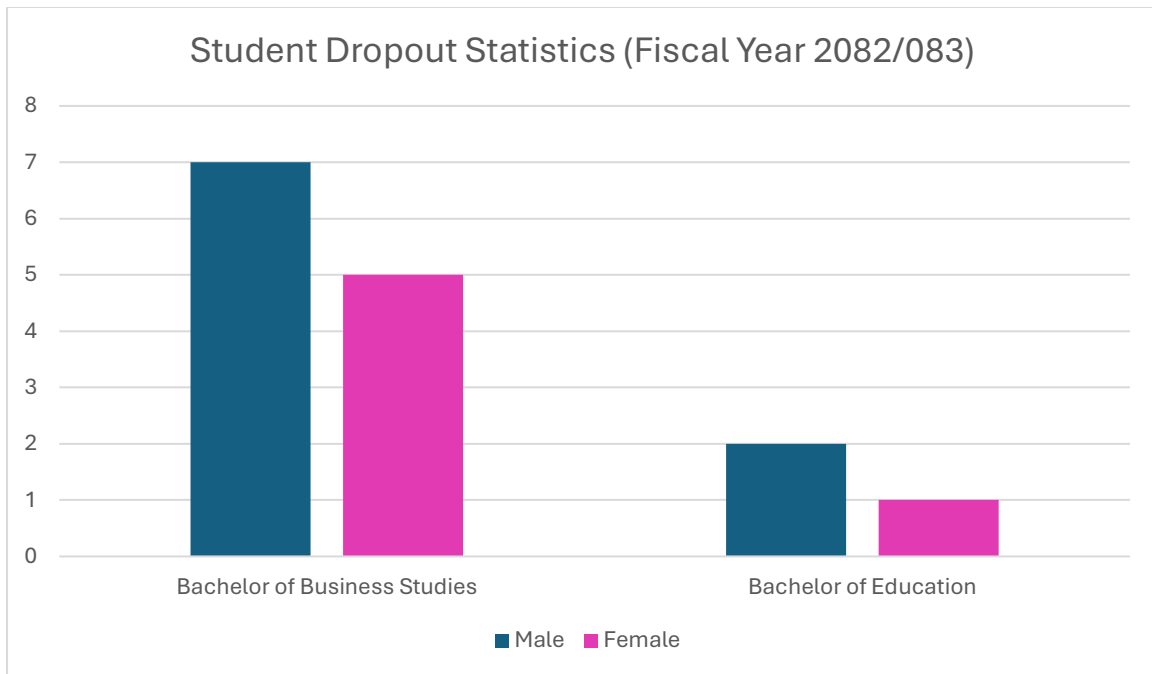


11.6 Student Dropout Statistics (Fiscal Year 2082/083)

The campus recorded a total of 15 student dropouts across its two primary academic programs. The Bachelor of Business Studies (B.B.S.) program accounts for the majority of these instances.

Table: Dropout Count by Program and Gender

#	Program	Male	Female	Other	Total
1	Bachelor of Business Studies	7	5	0	12
2	Bachelor of Education	2	1	0	3
	Total	9	6	0	15



- **Program-wise Impact:** The B.B.S. program experienced significantly higher dropout rates, representing 80% of the total institutional dropouts for this period.
- **Gender Distribution:** Male students represent 60% (9 students) of the total dropouts, while female students represent 40% (6 students).
- **Bachelor of Education (B.Ed.):** This program shows higher retention stability with only 3 total dropouts (2 Male, 1 Female) reported.

11.7 Student Enrollment/Registration Detail Report

This section details the active registration for the current **Fiscal Year 2082/83 (Batch 2025)**. The data shows a strong enrollment base, particularly in the Management stream, with a diverse mix of students from various ethnic and geographic backgrounds.

SN	Batch	Fiscal Year	Name	Roll No	Level	Faculty	Program	Gender	Age	Ethnicity	District	Local Level
1	2025	2082/083	AASHIKA SHRESTHA	61	Bachelor	Management	B.B.S	Female	20	Adibasi / Janajati	Jhapa	Mechinagar
2	2025	2082/083	Aayush Tamang	44	Bachelor	Management	B.B.S	Male	18	Adibasi / Janajati	Jhapa	Mechinagar
3	2025	2082/083	ABHISHEK PURI	93	Bachelor	Management	B.B.S	Male	20	Chhetri	Jhapa	Mechinagar
4	2025	2082/083	ABISHA KHANAL	58	Bachelor	Management	B.B.S	Female	19	Brahaman	Jhapa	Mechinagar
5	2025	2082/083	Ajit Rajbanshi	96	Bachelor	Management	B.B.S	Male	24	Brahaman	Jhapa	Mechinagar
6	2025	2082/083	AMISHA BHANDARI	35	Bachelor	Management	B.B.S	Female	18	Brahaman	Jhapa	Mechinagar
7	2025	2082/083	Amit Khadka	1	Bachelor	Management	B.B.S	Male	19	Chhetri	Jhapa	Mechinagar
8	2025	2082/083	Anita Mangmu	19	Bachelor	Management	B.B.S	Female	20	Adibasi / Janajati	Jhapa	Mechinagar
9	2025	2082/083	ANJALI SHRESTHA	75	Bachelor	Management	B.B.S	Female	18	Adibasi / Janajati	Jhapa	Mechinagar
10	2025	2082/083	Anjana Dhakal	84	Bachelor	Management	B.B.S	Female	17	Brahaman	Jhapa	Mechinagar
11	2025	2082/083	ANKIT BUDHATHOKI	54	Bachelor	Management	B.B.S	Male	19	Chhetri	Jhapa	Mechinagar
12	2025	2082/083	Ankit Dhakal	42	Bachelor	Management	B.B.S	Male	19	Brahaman	Jhapa	Mechinagar
13	2025	2082/083	ANKUSH RAY	103	Bachelor	Management	B.B.S	Male	19	Adibasi / Janajati	Jhapa	Mechinagar
14	2025	2082/083	ANMOL RAI	101	Bachelor	Management	B.B.S	Male	19	Adibasi / Janajati	Udayapur	Limchungbung
15	2025	2082/083	Anoj Parajuli	76	Bachelor	Management	B.B.S	Male	20	Brahaman	Jhapa	Jhapa

16	2025	2082/083	Aryan Dhungana	31	Bachelor	Management	B.B.S	Male	19	Brahaman	Jhapa	Mechinagar
17	2025	2082/083	Barsha Rai	16	Bachelor	Management	B.B.S	Female	20	Adibasi / Janajati	Sunsari	Itahari
18	2025	2082/083	BARUN RAI	27	Bachelor	Management	B.B.S	Male	17	Adibasi / Janajati	Jhapa	Mechinagar
19	2025	2082/083	BHARAT RAJBANSHI	10	Bachelor	Management	B.B.S	Male	18	Adibasi / Janajati	Jhapa	Mechinagar
20	2025	2082/083	BIDHYA BASTOLA	6	Bachelor	Management	B.B.S	Female	19	Brahaman	Jhapa	Mechinagar
21	2025	2082/083	BISHAL BISHWAKARMA	80	Bachelor	Management	B.B.S	Male	19	Dalit	Jhapa	Mechinagar
22	2025	2082/083	BISHAL DUMJAN	116	Bachelor	Management	B.B.S	Male	19	Adibasi / Janajati	Jhapa	Mechinagar
23	2025	2082/083	BISHAL PATHAK	78	Bachelor	Management	B.B.S	Male	21	Brahaman	Jhapa	Mechinagar
24	2025	2082/083	Dawa Lhamu Sherpa	50	Bachelor	Management	B.B.S	Female	19	Adibasi / Janajati	Jhapa	Mechinagar
25	2025	2082/083	DEEPA GAUTAM	98	Bachelor	Management	B.B.S	Female	17	Brahaman	Jhapa	Mechinagar
26	2025	2082/083	DENIL SHRESTHA	110	Bachelor	Management	B.B.S	Male	18	Adibasi / Janajati	Jhapa	Mechinagar
27	2025	2082/083	Dev Dhami	25	Bachelor	Management	B.B.S	Male	18	Adibasi / Janajati	Jhapa	Mechinagar
28	2025	2082/083	DEVRAJ KHANAL	102	Bachelor	Management	B.B.S	Male	19	Brahaman	Jhapa	Mechinagar
29	2025	2082/083	DIWASH ADHIKARI	99	Bachelor	Management	B.B.S	Male	19	Brahaman	Jhapa	Mechinagar
30	2025	2082/083	DRISTIKA KHATRI	77	Bachelor	Management	B.B.S	Female	20	Chhetri	Jhapa	Mechinagar
31	2025	2082/083	Gourav Kunwar	13	Bachelor	Management	B.B.S	Male	18	Chhetri	Jhapa	Mechinagar
32	2025	2082/083	HARI ACHARYA	45	Bachelor	Management	B.B.S	Male	19	Brahaman	Jhapa	Mechinagar
33	2025	2082/083	HISILA KHANAL	53	Bachelor	Management	B.B.S	Female	18	Brahaman	Jhapa	Mechinagar

34	2025	2082/083	Iksha Gurung	4	Bachelor	Management	B.B.S	Female	18	Adibasi / Janajati	Jhapa	Mechinagar
35	2025	2082/083	ISHAN TAMANG	23	Bachelor	Management	B.B.S	Male	19	Adibasi / Janajati	Okhaldhunga	Khiji Demba
36	2025	2082/083	JENISHA SHRESTHA	104	Bachelor	Management	B.B.S	Female	18	Adibasi / Janajati	Sunsari	Barahachhetra
37	2025	2082/083	KRIJAN PANDEY	60	Bachelor	Management	B.B.S	Male	18	Chhetri	Jhapa	Mechinagar
38	2025	2082/083	Kripa Neupane	41	Bachelor	Management	B.B.S	Female	17	Brahaman	Jhapa	Mechinagar
39	2025	2082/083	KUSHAL GIRI	106	Bachelor	Management	B.B.S	Male	18	Chhetri	Jhapa	Mechinagar
40	2025	2082/083	Kushal Thapa Magar	26	Bachelor	Management	B.B.S	Male	19	Others	Jhapa	Mechinagar
41	2025	2082/083	Kushan Poudel	63	Bachelor	Management	B.B.S	Male	19	Brahaman	Jhapa	Mechinagar
42	2025	2082/083	LATA PHUYEL	57	Bachelor	Management	B.B.S	Female	19	Brahaman	Jhapa	Mechinagar
43	2025	2082/083	MANDIP KHAPANGI	79	Bachelor	Management	B.B.S	Male	20	Adibasi / Janajati	Jhapa	Mechinagar
44	2025	2082/083	MANI SHOBHA KOYEE RAI	48	Bachelor	Management	B.B.S	Female	19	Adibasi / Janajati	Khotang	Kepilasgadhi
45	2025	2082/083	Manjita Magar	18	Bachelor	Management	B.B.S	Female	19	Adibasi / Janajati	Jhapa	Mechinagar
46	2025	2082/083	Nabin Khadka	119	Bachelor	Management	B.B.S	Male	22	Chhetri	Jhapa	Mechinagar
47	2025	2082/083	NAJMA KHATUN	85	Bachelor	Management	B.B.S	Female	20	Muslim	Jhapa	Mechinagar
48	2025	2082/083	Narayan Katuwal	90	Bachelor	Management	B.B.S	Male	19	Chhetri	Jhapa	Mechinagar
49	2025	2082/083	Naryan Basnet	89	Bachelor	Management	B.B.S	Male	19	Chhetri	Jhapa	Mechinagar
50	2025	2082/083	NAYAN BHATTARAI	9	Bachelor	Management	B.B.S	Male	18	Brahaman	Jhapa	Mechinagar
51	2025	2082/083	Nihal Shrestha	66	Bachelor	Management	B.B.S	Male	18	Adibasi / Janajati	Jhapa	Mechinagar
52	2025	2082/083	Nikhil Lama	21	Bachelor	Management	B.B.S	Male	18	Adibasi / Janajati	Jhapa	Mechinagar

53	2025	2082/083	NIRAJ DAHAL	113	Bachelor	Management	B.B.S	Male	18	Brahaman	Jhapa	Mechinagar
54	2025	2082/083	NIRMAL BHATTARAI	117	Bachelor	Management	B.B.S	Male	21	Brahaman	Jhapa	Mechinagar
55	2025	2082/083	NIROJ PRASAD SANJEL	51	Bachelor	Management	B.B.S	Male	20	Brahaman	Ilam	Mai Jogmai
56	2025	2082/083	NISHAL BHANDARI	88	Bachelor	Management	B.B.S	Male	17	Chhetri	Jhapa	Mechinagar
57	2025	2082/083	Nishma Adhikari	32	Bachelor	Management	B.B.S	Female	18	Chhetri	Jhapa	Mechinagar
58	2025	2082/083	Niya Neupane	38	Bachelor	Management	B.B.S	Female	19	Brahaman	Jhapa	Mechinagar
59	2025	2082/083	PRAKRITI THAKURI	30	Bachelor	Management	B.B.S	Female	19	Chhetri	Jhapa	Mechinagar
60	2025	2082/083	PRANIL RAI	3	Bachelor	Management	B.B.S	Male	18	Adibasi / Janajati	Jhapa	Mechinagar
61	2025	2082/083	Prashamsha Bista	94	Bachelor	Management	B.B.S	Female	18	Chhetri	Jhapa	Mechinagar
62	2025	2082/083	PRASHNA DHUNGANA	56	Bachelor	Management	B.B.S	Female	18	Brahaman	Jhapa	Mechinagar
63	2025	2082/083	PRASHNA GIRI	74	Bachelor	Management	B.B.S	Female	18	Chhetri	Jhapa	Mechinagar
64	2025	2082/083	Prashna Guragain	70	Bachelor	Management	B.B.S	Female	18	Brahaman	Jhapa	Mechinagar
65	2025	2082/083	PRENA BHATTARAI	72	Bachelor	Management	B.B.S	Female	18	Brahaman	Jhapa	Mechinagar
66	2025	2082/083	Purbashri Adhikari	8	Bachelor	Management	B.B.S	Male	18	Brahaman	Jhapa	Mechinagar
67	2025	2082/083	Radha Mallik	67	Bachelor	Management	B.B.S	Female	19	Dalit	Jhapa	Mechinagar
68	2025	2082/083	RENUKA GAUTAM	83	Bachelor	Management	B.B.S	Female	21	Brahaman	Panchthar	Phidim
69	2025	2082/083	RICHA RAI	114	Bachelor	Management	B.B.S	Female	20	Adibasi / Janajati	Jhapa	Mechinagar
70	2025	2082/083	RIDHIMA KHADKA	68	Bachelor	Management	B.B.S	Female	18	Chhetri	Jhapa	Mechinagar

71	2025	2082/083	RIJAN KUMAR GIRI	109	Bachelor	Management	B.B.S	Male	19	Brahaman	Jhapa	Mechinagar
72	2025	2082/083	RIKESH KHADKA	92	Bachelor	Management	B.B.S	Male	18	Chhetri	Jhapa	Mechinagar
73	2025	2082/083	Rojita Phuyal	65	Bachelor	Management	B.B.S	Female	18	Brahaman	Jhapa	Mechinagar
74	2025	2082/083	Roshan Timsina	29	Bachelor	Management	B.B.S	Male	17	Chhetri	Jhapa	Mechinagar
75	2025	2082/083	ROSHNI KARMACHARYA	34	Bachelor	Management	B.B.S	Female	18	Adibasi / Janajati	Jhapa	Mechinagar
76	2025	2082/083	Sahil Thapa	95	Bachelor	Management	B.B.S	Male	20	Chhetri	Jhapa	Mechinagar
77	2025	2082/083	SAISNA POUDEL	105	Bachelor	Management	B.B.S	Female	18	Brahaman	Jhapa	Mechinagar
78	2025	2082/083	Salden Sherpa	49	Bachelor	Management	B.B.S	Female	18	Adibasi / Janajati	Jhapa	Mechinagar
79	2025	2082/083	SALIN LAWATI	36	Bachelor	Management	B.B.S	Male	17	Adibasi / Janajati	Jhapa	Mechinagar
80	2025	2082/083	Samata Bhandari	5	Bachelor	Management	B.B.S	Female	18	Brahaman	Jhapa	Mechinagar
81	2025	2082/083	SAMIKSHYA TAMANG	62	Bachelor	Management	B.B.S	Female	19	Adibasi / Janajati	Jhapa	Mechinagar
82	2025	2082/083	SANJAY GURUNG	59	Bachelor	Management	B.B.S	Male	20	Adibasi / Janajati	Jhapa	Mechinagar
83	2025	2082/083	Sanjog Limbu	39	Bachelor	Management	B.B.S	Male	18	Adibasi / Janajati	Jhapa	Mechinagar
84	2025	2082/083	SATYAHANG KERUNG	64	Bachelor	Management	B.B.S	Male	17	Adibasi / Janajati	Jhapa	Mechinagar
85	2025	2082/083	SHARDA SIWAKOTI	91	Bachelor	Management	B.B.S	Female	19	Brahaman	Jhapa	Mechinagar
86	2025	2082/083	SHIFA PRADHAN	46	Bachelor	Management	B.B.S	Female	18	Adibasi / Janajati	Jhapa	Mechinagar
87	2025	2082/083	Shreeya Khatiwada	120	Bachelor	Management	B.B.S	Female	22	Chhetri	Jhapa	Mechinagar
88	2025	2082/083	Shreya Khanal	97	Bachelor	Management	B.B.S	Female	19	Brahaman	Jhapa	Mechinagar

89	2025	2082/083	SIJAN TIMSINA	87	Bachelor	Management	B.B.S	Male	19	Brahaman	Jhapa	Mechinagar
90	2025	2082/083	Sima Budha	69	Bachelor	Management	B.B.S	Female	19	Chhetri	Jhapa	Mechinagar
91	2025	2082/083	SITASNA BARTAULA	100	Bachelor	Management	B.B.S	Female	19	Brahaman	Jhapa	Mechinagar
92	2025	2082/083	SMARIKA DAHAL	40	Bachelor	Management	B.B.S	Female	19	Brahaman	Jhapa	Mechinagar
93	2025	2082/083	SOHAN PANERU	71	Bachelor	Management	B.B.S	Male	18	Brahaman	Jhapa	Mechinagar
94	2025	2082/083	Sparsha Rai	17	Bachelor	Management	B.B.S	Female	17	Adibasi / Janajati	Sunsari	Itahari
95	2025	2082/083	Srijan Gautam	37	Bachelor	Management	B.B.S	Male	19	Brahaman	Jhapa	Mechinagar
96	2025	2082/083	Srishti Sarki	28	Bachelor	Management	B.B.S	Female	21	Dalit	Jhapa	Mechinagar
97	2025	2082/083	SUBODH SHRESTHA	82	Bachelor	Management	B.B.S	Male	19	Adibasi / Janajati	Jhapa	Mechinagar
98	2025	2082/083	SUDIKCHHYA SHRESTHA	107	Bachelor	Management	B.B.S	Female	19	Adibasi / Janajati	Jhapa	Mechinagar
99	2025	2082/083	Sujan Khadka	33	Bachelor	Management	B.B.S	Male	19	Chhetri	Bhojpur	Arun
100	2025	2082/083	Surya Kiran Portel	12	Bachelor	Management	B.B.S	Male	18	Dalit	Jhapa	Mechinagar
101	2025	2082/083	SUVAM SHRESTHA	111	Bachelor	Management	B.B.S	Male	19	Adibasi / Janajati	Jhapa	Kankai
102	2025	2082/083	Swarup Sapkota	47	Bachelor	Management	B.B.S	Male	19	Brahaman	Jhapa	Mechinagar
103	2025	2082/083	SWETA BUDHATHOKI	55	Bachelor	Management	B.B.S	Female	18	Adibasi / Janajati	Jhapa	Mechinagar
104	2025	2082/083	Tika Bahadur Khadka	20	Bachelor	Management	B.B.S	Male	21	Chhetri	Jhapa	Mechinagar
105	2025	2082/083	TULASI GIRI	81	Bachelor	Management	B.B.S	Female	19	Chhetri	Jhapa	Mechinagar
106	2025	2082/083	UMAKANTA CHETTRI	115	Bachelor	Management	B.B.S	Male	19	Chhetri	Jhapa	Mechinagar
107	2025	2082/083	Umesh Sapkota	86	Bachelor	Management	B.B.S	Male	19	Brahaman	Jhapa	Mechinagar

108	2025	2082/083	Yuni Siwa Darjee	43	Bachelor	Management	B.B.S	Female	18	Dalit	Jhapa	Mechinagar
109	2025	2082/083	Aayush Dahal	19	Bachelor	Education	B.Ed	Male	19	Brahaman	Jhapa	Mechinagar
110	2025	2082/083	AAYUSH RAI	37	Bachelor	Education	B.Ed	Male	19	Adibasi / Janajati	Jhapa	Mechinagar
111	2025	2082/083	Alisha Katuwal	27	Bachelor	Education	B.Ed	Female	18	Brahaman	Jhapa	Mechinagar
112	2025	2082/083	AMISHA KATUWAL	21	Bachelor	Education	B.Ed	Female	19	Chhetri	Jhapa	Mechinagar
113	2025	2082/083	ANJILA RAI	16	Bachelor	Education	B.Ed	Female	18	Adibasi / Janajati	Ilam	Rong
114	2025	2082/083	ANUP RAI	10	Bachelor	Education	B.Ed	Male	18	Adibasi / Janajati	Ilam	Rong
115	2025	2082/083	Bijaya Rasaili	29	Bachelor	Education	B.Ed	Male	18	Dalit	Panchthar	Hilihang
116	2025	2082/083	BINITA KHATRI	14	Bachelor	Education	B.Ed	Female	20	Chhetri	Khotang	Sakela
117	2025	2082/083	ChandraKala Chauhan	41	Bachelor	Education	B.Ed	Female	19	Adibasi / Janajati	Jhapa	Mechinagar
118	2025	2082/083	FUL MAYA KARKI	38	Bachelor	Education	B.Ed	Female	35	Chhetri	Jhapa	Mechinagar
119	2025	2082/083	Gyani Thapa	8	Bachelor	Education	B.Ed	Female	19	Chhetri	Jhapa	Mechinagar
120	2025	2082/083	KARUNA SELING	26	Bachelor	Education	B.Ed	Female	18	Dalit	Jhapa	Mechinagar
121	2025	2082/083	KUSUM THEBE	30	Bachelor	Education	B.Ed	Female	18	Adibasi / Janajati	Taplejung	Pathibhara Yangwarak
122	2025	2082/083	Lalima Limbu	43	Bachelor	Education	B.Ed	Female	18	Adibasi / Janajati	Jhapa	Mechinagar
123	2025	2082/083	MANISHA CHEMJONG	40	Bachelor	Education	B.Ed	Female	19	Adibasi / Janajati	Panchthar	Kummayak
124	2025	2082/083	Nikita Bhujel	15	Bachelor	Education	B.Ed	Female	19	Adibasi / Janajati	Jhapa	Mechinagar
125	2025	2082/083	Nirjala Rai	12	Bachelor	Education	B.Ed	Female	22	Adibasi / Janajati	Jhapa	Mechinagar
126	2025	2082/083	NISCHAL KARKI	35	Bachelor	Education	B.Ed	Male	19	Chhetri	Jhapa	Mechinagar

127	2025	2082/083	Nisma Khadka	44	Bachelor	Education	B.Ed	Female	17	Chhetri	Jhapa	Mechinagar
128	2025	2082/083	Pasang Tamanag	7	Bachelor	Education	B.Ed	Male	19	Adibasi / Janajati	Jhapa	Mechinagar
129	2025	2082/083	PRASNA DAHAL	17	Bachelor	Education	B.Ed	Female	20	Brahaman	Jhapa	Mechinagar
130	2025	2082/083	PRITI RAJBANSHI	32	Bachelor	Education	B.Ed	Female	18	Adibasi / Janajati	Jhapa	Mechinagar
131	2025	2082/083	PUJA KISHAN	34	Bachelor	Education	B.Ed	Female	19	Adibasi / Janajati	Jhapa	Mechinagar
132	2025	2082/083	RACHANA SUBEDI	20	Bachelor	Education	B.Ed	Female	20	Brahaman	Jhapa	Mechinagar
133	2025	2082/083	RACHITA BHATTARAI	1	Bachelor	Education	B.Ed	Female	18	Brahaman	Jhapa	Mechinagar
134	2025	2082/083	RAMALA KHATRI	3	Bachelor	Education	B.Ed	Female	18	Chhetri	Jhapa	Mechinagar
135	2025	2082/083	Rekha Rajbanshi	22	Bachelor	Education	B.Ed	Female	17	Adibasi / Janajati	Jhapa	Mechinagar
136	2025	2082/083	Ridima Magar	24	Bachelor	Education	B.Ed	Female	17	Adibasi / Janajati	Jhapa	Mechinagar
137	2025	2082/083	ROSHNA KISHAN	33	Bachelor	Education	B.Ed	Female	21	Adibasi / Janajati	Jhapa	Mechinagar
138	2025	2082/083	Rudra Kumar Karki	46	Bachelor	Education	B.Ed	Male	28	Chhetri	Jhapa	Mechinagar
139	2025	2082/083	Rupesh Sardar	4	Bachelor	Education	B.Ed	Male	19	Others	Jhapa	Mechinagar
140	2025	2082/083	SABHYATA TAMANG	39	Bachelor	Education	B.Ed	Female	18	Adibasi / Janajati	Jhapa	Mechinagar
141	2025	2082/083	Samikshya Sunuwar	28	Bachelor	Education	B.Ed	Female	19	Adibasi / Janajati	Jhapa	Mechinagar
142	2025	2082/083	SANDESH RAI	31	Bachelor	Education	B.Ed	Male	18	Adibasi / Janajati	Jhapa	Mechinagar
143	2025	2082/083	Sanjita Uraw	6	Bachelor	Education	B.Ed	Female	19	Adibasi / Janajati	Jhapa	Mechinagar

144	2025	2082/083	SANSKRITI RAI	5	Bachelor	Education	B.Ed	Female	18	Adibasi / Janajati	Ilam	Ilam
145	2025	2082/083	SARITA MALPAHADE	23	Bachelor	Education	B.Ed	Female	21	Adibasi / Janajati	Jhapa	Mechinagar
146	2025	2082/083	Siwani Acharya	45	Bachelor	Education	B.Ed	Female	20	Chhetri	Jhapa	Mechinagar
147	2025	2082/083	Smriti Tamang	25	Bachelor	Education	B.Ed	Female	18	Adibasi / Janajati	Jhapa	Mechinagar
148	2025	2082/083	Sohita Rai	11	Bachelor	Education	B.Ed	Female	18	Adibasi / Janajati	Jhapa	Mechinagar
149	2025	2082/083	SUSHILA KUMARI THAPA	2	Bachelor	Education	B.Ed	Female	37	Brahaman	Jhapa	Mechinagar
150	2025	2082/083	Urmila Kishan	9	Bachelor	Education	B.Ed	Female	19	Adibasi / Janajati	Jhapa	Mechinagar
151	2025	2082/083	YUBA RAJ RAI	13	Bachelor	Education	B.Ed	Male	21	Adibasi / Janajati	Khotang	Kepilasgadhi

Student Enrollment Analysis

- **Total Students:** 166
- **Active Students:** 151
- **Dropped Students:** 15

Student enrollment is the primary indicator of the campus's academic health and its impact on the community. Kakarvitta Multiple Campus (KMC) maintains a robust enrollment profile, particularly serving students from the Mechinagar municipality and surrounding rural areas of Jhapa district.

For the Academic Year **2082/83 B.S.**, the data integrated into the HEMIS portal shows a diverse student body characterized by high female participation and a strong representation of the Adibasi/Janajati community. The following subsections provide a granular breakdown of these enrollment statistics by program, ethnicity, and geography.